



## Lifting Magnet NEO EP

### Product information

#### NEO EP INDUSTRIAL ELECTRO-PERMANENT MAGNET

Neo EP electropermanent lifting magnets are suitable for frequent and repeated workpiece handling and lifting – electrical control of the magnet requires no physical exertion, which is why it saves manpower and enhances work efficiency.

Neo EP electropermanent lifting magnets are a professional solution to frequent handling. It does not require much effort to install. You can easily connect it to the ordinary power supply using the supplied power cable. After electric activation, the load is held by permanent lifting magnets, without the need of subsequent power supply. Electric control with buttons allows the operator to activate the device without physical effort. Due to the optional remote control, this is also possible in locations with poor accessibility.

Neo EP can be controlled from the ground or from the crane cabin. The magnet strength control can be integrated as an optional function. This is convenient for lifting individual sheet metals.

#### Advantages:

- Control of the magnet without any physical exertion. Thanks to the optional remote control, it is also possible to control it, e.g. from a crane cabin
- High-quality, stainless steel recessed buttons
- Quick activation of the magnet with an electrical impulse in 0.8 seconds
- Magnetic module in a monoblock design
- Easy connection to the electrical power supply
- Electrical connection is only necessary for switching the magnet ON and OFF Suitable for continuous operation; it does not need a backup battery. Selectable voltage 230/400V (DC)
- Stable housing with a forged lifting eye
- Optional integration into automated operation

**Material:** High-quality, recessed stainless steel button.

**Marking:** According to standard

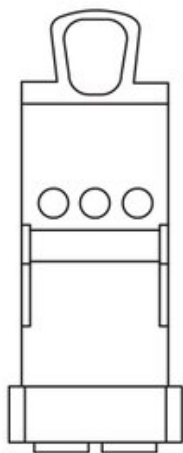
**Temperature range:** max. 80 °C

**Standard:** EN 13155

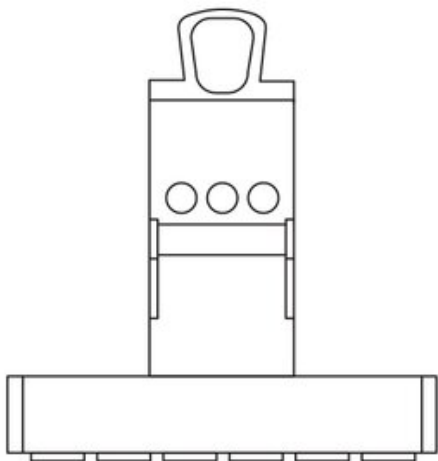
**Safety factor:** 3:1

Part code	Code	WLL ton	Number of poles	Clamping surface mm	Pole structure	Breakaway kN	W mm	L mm	H mm	Weight kg	Delivery time
44030053B	NEO EP 300	0.3	4	116x166	50	14	164	164	420	23	12
44030052B	NEO EP 600	0.6	6	372x52	50	22	95	420	450	44	12
44030054B	NEO EP 1000	1	4	172x172	80	36	228	228	295	77	12
44030055B	NEO EP 4000	4	16	724x172	80	144	228	783	295	132	12

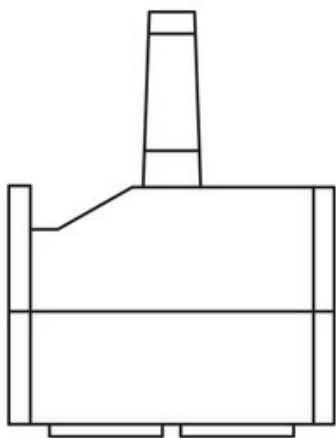
Blueprint



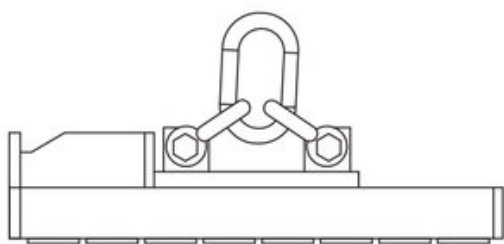
NEO EP 300



NEO EP 600



NEO EP 1000



NEO EP 4000