

Lifting Eye Starpoint VRS-F with variable length

Product information



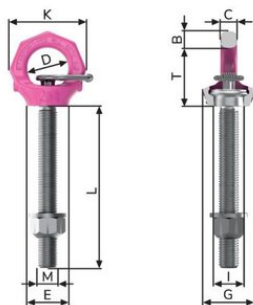
- 360° adjustable in force direction
- several times higher WLL than the DIN 580 eye bolt
- Easy-Fit-Key for easy assembly and disassembly

... [Read more](#)

Safety factor: 4:1

Lifting Eye Starpoint VRS-F with variable length

Blueprint













Technical data

Part code	WLL	B mm	C mm	D mm	E mm	G mm	I mm	K mm	L mm	M mm	N mm	T mm
-	0.4	11	9	25	25	30	16.3	47	16-70	M10	6	35
-	0.75	13	10	30	30	34	19.8	56	18-150	M12	8	42
11.408600272-035	1.5	15	13	35	36	40	23.5	65	35	M16	10	49
11.408600272-120	1.5	15	13	35	36	40	23.5	65	120	M16	10	49
-	1.5	15	13	35	36	40	23.5	65	24-120	M16	10	49
11.408600273-120	2.3	17	16	40	41	50	29.3	76	120	M20	12	58
11.408600273-160	2.3	17	16	40	41	50	29.3	76	160	M20	12	58
-	2.3	17	16	40	41	50	29.3	76	30-160	M20	12	58
-	3.2	20	19	49	51	60	35	92	36-140	M24	14	70
-	4.5	26	24	60	66	75	44	114	45-190	M30	17	87

Lifting Eye Starpoint VRS-F with variable length

Lifting Eye Starpoint VRS-F with variable length

Working load limit in metric tons

Method of lift											
Number of legs	1	1	2	2	2	2	2	3 / 4	3 / 4	3 / 4	
Angle of inclination β	0°-7°	90°	0°-7°	90°	0-45°	>45-60°	Unsymm.	0-45°	>45-60°	Unsymm.	
factor		1		2	1.4	1	1	2.1	1.5	1	
Safety factor 4:1		for the max. total load weight >G< in metric tons, tightened and adjusted to force direction									
M6	1/4"-20UNC	0.5	0.1	1	0.2	0.14	0.1	0.1	0.21	0.15	0.1
M8	5/16"-18UNC	1	0.3	2	0.6	0.42	0.3	0.3	0.63	0.45	0.3
M8x1	-										
M10	3/8"-16UNC	1	0.4	2	0.8	0.56	0.4	0.4	0.84	0.6	0.4
M10x1	7/16"-14UNC										
M12	1/2"-13UNC	2	0.75	4	1.5	1	0.75	0.75	1.57	1.12	0.75
M12x1,5	-										
M14	-										
M16	5/8"-11UNC	4	1.5	8	3	2.1	1.5	1.5	3.15	2.25	1.5
M16x1,5	-										
M18	3/4"-16UNF	6	2.3	12	4.6	3.22	2.3	2.3	4.83	3.45	2.3
M20	3/4"-10UNC										
M20x2	-										
M22	7/8"-9UNC	8	3.2	16	6.4	4.5	3.2	3.2	6.7	4.8	3.2
M24	1"-8UNC										
M24x2	1 1/8"-8UN										
M27	1 1/8"-7UNC	12	4.5	24	9	6.3	4.5	4.5	9.5	6.75	4.5
M30	1 1/4"-8UN										
M30x2	1 1/4"-7UNC										
M33	-										
M36	1 1/2"-8UN	16	7	32	14	9.8	7	7	14.7	10.5	7
M36x3	1 1/2"-6UNC										
M42	1 3/4"-5UNC	24	9	48	18	12.6	9	9	18.9	13.5	9
M48	2"-4,5UNC	32	12	64	24	16.8	12	12	25.2	18	12
M56	-	50	16	100	32	22.4	16	16	33.6	24	16
M64	-	60	20	120	40	28	20	20	42	30	20
Safety factor 4:1		for the max. total load weight >G< in lbs, tightened and adjusted to force direction									

Lifting Eye Starpoint VRS-F with variable length
