



Lifting Eye RUD VLBG

Product information


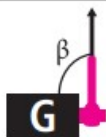
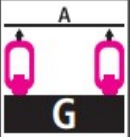
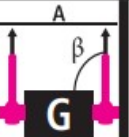
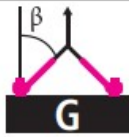

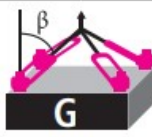
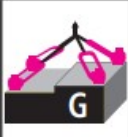
- Captive but exchangeable RUD-Bolt
- Bracket adjustable in force direction
- Comprehensive range of threads

Temperature range: -40°C up to +100°C.

Safety factor: 4:1

Part code	Code	WLL ton	A,	B,	C,	D,	E,	F,	G,	H,	I mm	K,	L	M mm	N mm	T mm	Weight kg	Delivery time
-	VLBG-M14	1.2	33	56	36	30	39	13.5	36	21	86	47	57	M14	38	85	0.52	12
-	VLBG-M18	2	50	82	54	45	55	16.5	43	27	113	64	70	M18	48	110	1.3	12
06.LBG2	VLBG-M22	2.5	50	82	54	45	54	16.5	43	33	113	64	75	M22	48	110	1.31	12
06.VLBG24	VLBG-M27	4	60	103	65	60	69	22.5	61	39	151	80	100	M27	67	147	3.07	12

Technical data

Method of lift											
Number of legs		1	1	2	2	2	2	2	3 / 4	3 / 4	3 / 4
Angle of inclination β		0°-7°	90°	0°-7°	90°	0-45°	>45-60°	Un-symm.	0-45°	>45-60°	Un-symm.
factor		1	1	2	2	1.4	1	1	2.1	1.5	1
Type	Thread	WLL in tonnes, bolted and adjusted to the direction of pull									
VLBG 0.3 t	M 8	0.3	0.3	0.6	0.6	0.42	0.3	0.3	0.63	0.45	0.3
VLBG 0.63 t	M 10 / 3/8"	0.63	0.63	1.26	1.26	0.88	0.63	0.63	1.32	0.95	0.63
VLBG 1 t	M 12 / 1/2"	1	1	2	2	1.4	1	1	2.1	1.5	1
VLBG 1.2 t	M 14	1.2	1.2	2.4	2.4	1.68	1.2	1.2	2.52	1.8	1.2
VLBG 1.5 t	M 16 / 5/8"	1.5	1.5	3	3	2.1	1.5	1.5	3.15	2.25	1.5
VLBG 2 t	M 18	2	2	4	4	2.8	2	2	4.2	3	2
VLBG 2.5 t	M 20 / 3/4" / 7/8"	2.5	2.5	5	5	3.5	2.5	2.5	5.25	3.75	2.5
VLBG 2.5 t	M22	2.5	2.5	5	5	3.5	2.5	2.5	5.25	3.75	2.5
VLBG 4 t	M 24 / M27 / 1"	4	4	8	8	5.6	4	4	8.4	6	4
VLBG 5 t	M 30 / 1 1/4"	5	5	10	10	7	5	5	10.5	7.5	5
VLBG 7 t	M 36	7	7	14	14	9.8	7	7	14.7	10.5	7
VLBG 8 t	M 36 / 1 1/2"	8	8	16	16	11.2	8	8	16.8	12	8
VLBG 10 t	M 42	10	10	20	20	14	10	10	21.2	15	10
VLBG 15 t	M 42	15	15	30	30	21	15	15	31.5	22.5	15
VLBG 20 t	M 48 / 2"	20	20	40	40	28	20	20	42	30	20

Blueprint

